

IB08C274

Inductive sensors • Norm switching distance

sensor inductive, M8x1 30long, Flush, Sn: 1.5, 10-30V DC, PNP NO, Cable connector M8 0.3m PUR (Polyurethane), IP67, Brass Nickel-plated

including Nut



The IB08C274 inductive sensor recognizes conductive metals at short distances and is insensitive to other materials, making it ideal for use in soiling and harsh environments. The sensor complies with EN 60947-5-2 and is suitable for standard applications. The switching distance is set at the factory using a norm measuring plate that corresponds to the diameter of the sensor surface.

In accordance with the standard, the IB08C274 flush-mounted sensor achieves a switching distance of 1.5 mm. The cylindrical housing of the sensor is made of brass and has an M8x1 thread. The electrical connection is made via istFehler.

Electrical features

Display	LED display
Type of switching function	Normally open contact (NO)
Type of electrical connection	Cable connector M8
Type of switching output	PNP
Rated switching current	200 mA
Short-circuit protection	Yes
No-load current	10 mA
Switching distance	1,5 mm
Switching frequency	1000 Hz
Voltage drop	1.5 V
Reverse polarity protection	Yes
Operating voltage (DC)	10 - 30 V

Mechanical features

Alignment of cable entry	axial
Design	Cylinder, screw-thread
Thread length	30 mm
Thread pitch	1 mm
Cable length	0.3 m
Cable infeed	axial
Length	30 mm
Mechanical mounting condition for sensor	flush
Surface	nickel-plated
Degree of protection (IP)	IP67
Active area material of sensor	Plastic (PBT)
Housing material	Brass
Material of cable sheath	Plastic (PUR)
Thread dimension	M8
Ambient temperature	-20 - 70 °C

Other features

Reference medium / object	Standard measuring plate FE360 8x8x1mm
---------------------------	--

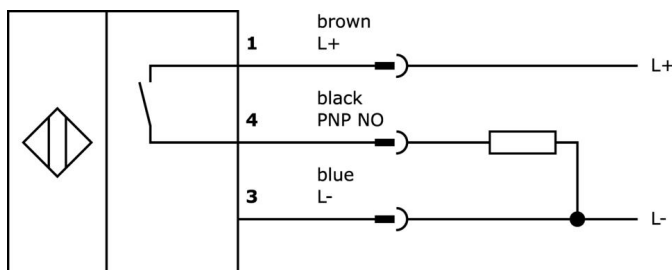
Classification

ETIM 8	EC002714 Inductive proximity switch
--------	-------------------------------------

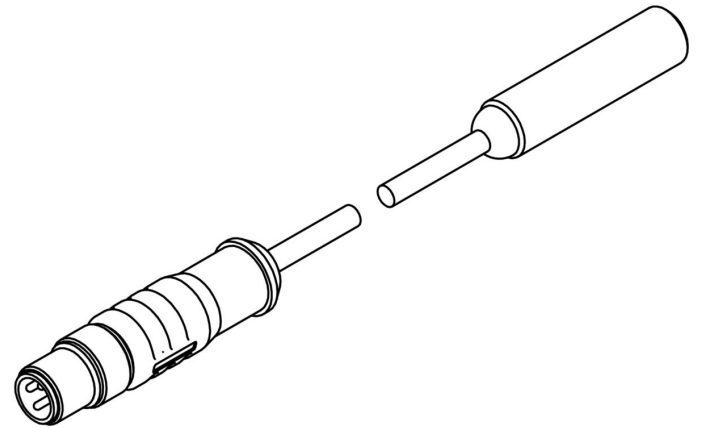
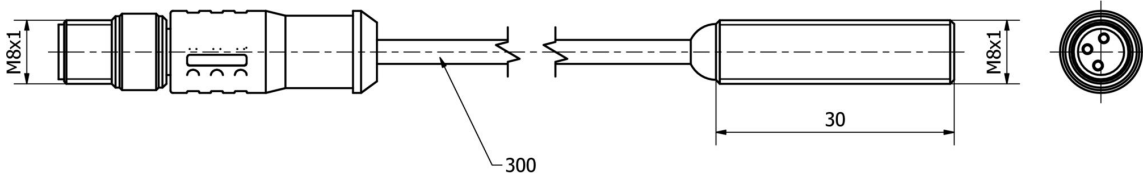
More

IPF Product Group	203 inductive sensors (diverse)
packaging dimensions	120 x 100 x 8 mm
gross weight	30 g
Customs tariff number	85365019
WEEE number	40951076
OzDS-compliant	Yes
POP-compliant	Yes
Reach-compliant	Yes
RoHS-compliant	Yes

Connection



Dimensional drawing



Extract accessories program

AY000162



Accessories, magnetic, Ø43mm, neodymium-iron-boron, inside thread M5, rubber

AY000159



accessories sensor, Mounting pipe, Ø12mm 200long, Aluminum Anodised

VK030F80



Connection cable, 0.3m, M8 socket 3-pin angular, M12 connector 3-pin straight, 3x0.34mm², PUR (polyurethane), 60V, IP67, suitable for trailing chain and torsion resistant, oils and cooling lubricants, welding area, silicone-free

VK030F84



Connection cable, 0.3m, M8 socket 3-pin straight, M12 connector 3-pin straight, 3x0.34mm², PUR (polyurethane), 60V, IP67, suitable for trailing chain and torsion resistant, oils and cooling lubricants, welding area, silicone-free

VK003070



Cable socket, Angular, Suitable for self-assembly, Soldering connection, Ø3.5-5mm, 4A, 60V, -40-85°C, M8 Female (socket) 3pin, IP67, Brass

VK003074



Cable socket, Straight, Suitable for self-assembly, Soldering connection, Ø3.5-5mm, 4A, 60V, -40-85°C, M8 Female (socket) 3pin, IP67, Brass

VK030F82



Connection cable, 0.3m, M8 socket 3-pin angular, M12 connector 3-pin straight, 3x0.34mm², PUR (polyurethane), IP67, LED, suitable for trailing chain and torsion resistant, oils and cooling lubricants, welding area, silicone-free

VK060F82



Connection cable, 0.6m, M8 socket 3-pin angular, M12 connector 3-pin straight, 3x0.34mm², PUR (polyurethane), IP67, LED, suitable for trailing chain and torsion resistant, oils and cooling lubricants, welding area, silicone-free

VK030F72



Connection cable, 0.3m, M8 socket 3-pin angular, M8 connector 3-pin straight, 3x0.34mm², PUR (polyurethane), IP67, LED, suitable for trailing chain and torsion resistant, oils and cooling lubricants, welding area, silicone-free

You can find further accessories on our homepage

**Installation**

Mounting / installation may only be carried out by a qualified electrician!

**Disposal**

WEEE number according to § 6 para. 3
ElektroG: 40951076

Safety warnings

- / Before initial operation, please make sure to follow all safety instructions that may be provided in the product information.
- / Never use these devices in applications where the safety of a person depends on their functionality.