

SL450024

Flow sensors • Sensors for air

sensor flow, Air, Calorimetric, 78x108x50mm, G1/2 inch, 24V DC, 4-20mA, Plug-in connection M12, PBT, Pressure resistance 30bar

including Screwdriver



The function of the flow sensor is based on the calorimetric principle. The probe is heated up from the inside a few degrees Celsius in relation to the flow medium, in which it protrudes. When the medium flows, the heat generated in the probe is dissipated through the medium. The temperature within the sensor is measured and compared with the likewise measured medium temperature. From the obtained temperature difference the flow state of each medium can be derived. These sensors are applied in areas such as monitoring of cooling systems, ventilation systems, pump dry running by checking the presence of liquid or gas flows.

Electrical features

Display	LED display
Type of analog output	4 - 20mA
Type of electrical connection	Connector M12
Readiness delay	90 ms
No-load current	80 mA
Residual ripple	15 %
Measurement principle	calorimetric
Operating voltage (DC)	24 V

Mechanical features

Type of process connection	G1/2 inch
Design	Cuboid
Width	50 mm
Pressure resistance	30 bar
Thread length	48 mm
Height	78 mm
Length	108 mm
Medium temperature	-20 - 80 °C
Degree of protection (IP)	IP67
Housing material	PBT
Sensing element material	Stainless steel 1.4305
Measuring range flow velocity	,5 - 30 m/s
Ambient temperature	-20 - 70 °C
Measuring range Flow velocity in air	0,5 - 30 m/s

Other features

Suitable for	Gases
Reference medium / object	Air
ardTE00_Anwendungen	Pneumatik-Anwendungen

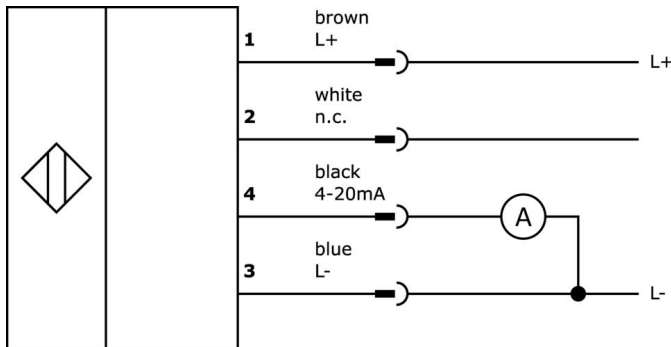
Classification

ETIM 8	EC002580 Flow monitoring device
--------	---------------------------------

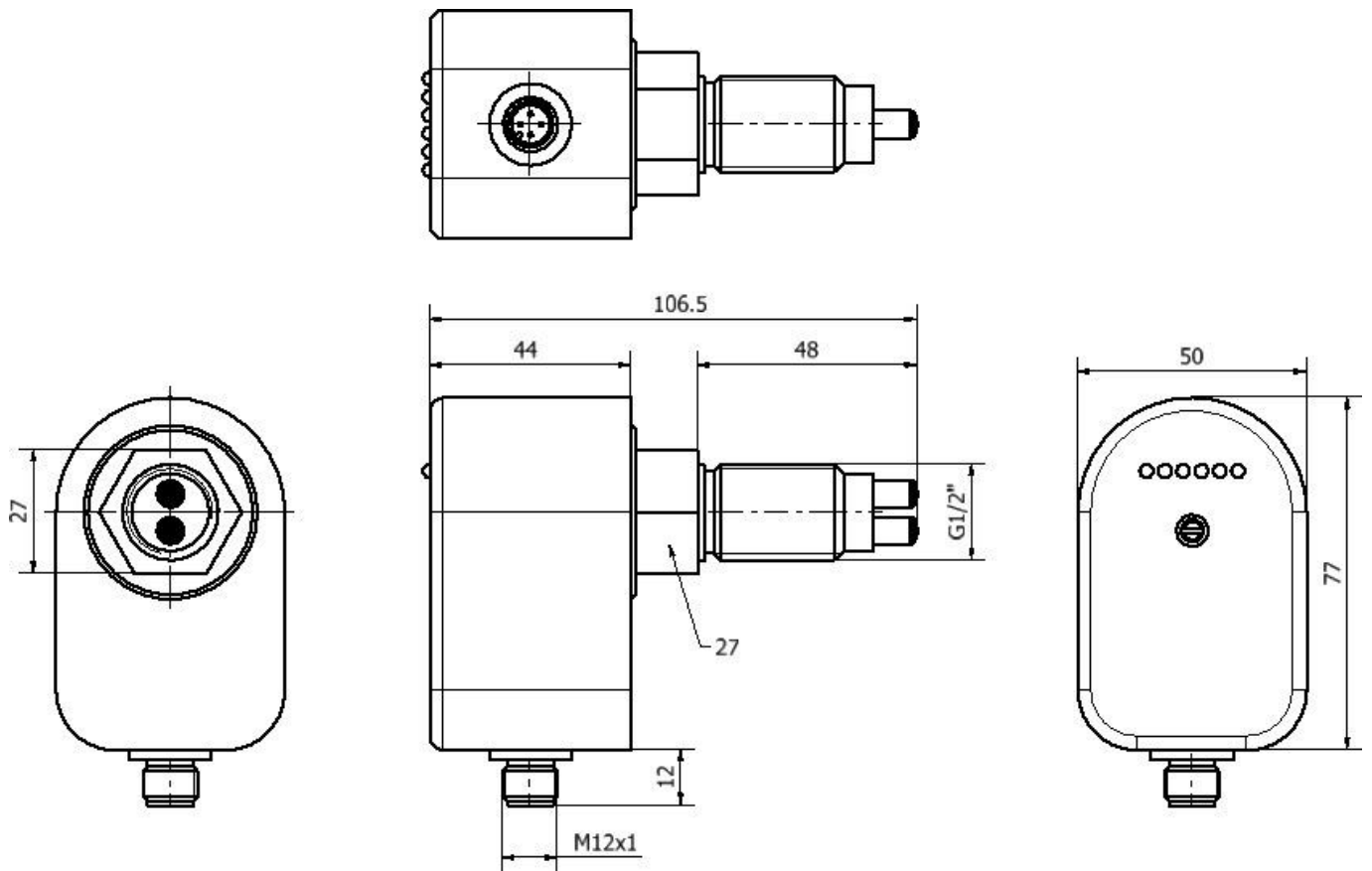
More

IPF Product Group	300 flow sensors
packaging dimensions	210 x 138 x 95 mm
gross weight	460 g
Customs tariff number	90268020
WEEE number	40951076
Reach-compliant	Yes
RoHS-compliant	Yes

Connection




Dimensional drawing




Extract accessories program

VK205321




Connection cable, 2m, M12 Female (socket) 4pin Angular, Free conductor end, 4x0.34mm², PUR (Polyurethane), Ø5.5mm, 250V, -25-90°C, IP67, Shielded, Suitable for trailing chain and torsion resistant, Oil and cooling lubricants, Welding area, Silicon...

VK205325




Connection cable, 2m, M12 Female (socket) 4pin Straight, Free conductor end, 4x0.34mm², PUR (Polyurethane), Ø5.5mm, 250V, -25-90°C, IP67, Shielded, Suitable for trailing chain and torsion resistant, Oil and cooling lubricants, Welding area, Silico...

VK000037




Adaption, M12 Female (socket) 3pin Straight, M8 Male (connector) 3pin Straight, 24V, -25-85°C, IP67, Oil and cooling lubricants, Welding area

VK003021




Cable socket, Angular, Suitable for self-assembly, Screw connection, Ø3-6.5mm, 4A, 60V, -25-90°C, M12 Female (socket) 5pin, IP67, PBT

VK003025



Cable socket, Straight, Suitable for self-assembly, Screw connection, Ø3-6.5mm, 4A, 60V, -25-90°C, M12 Female (socket) 5pin, IP67, PBT

VK200021




Connection cable, 2m, M12 Female (socket) 3pin Angular, Free conductor end, 3x0.34mm², PUR (Polyurethane), Ø4.3mm, 250V, -30-90°C, IP67, Suitable for trailing chain and torsion resistant, Oil and cooling lubricants, Welding area, Silicone-free

VK200025



Connection cable, 2m, M12 Female (socket) 3pin Straight, Free conductor end, 3x0.34mm², PUR (Polyurethane), Ø4.3mm, 250V, -30-90°C, IP67, Suitable for trailing chain and torsion resistant, Oil and cooling lubricants, Welding area, Silicone-free

VK003020



Cable socket, angular, self-assembly, screw connection, Ø3-6.5mm, 4A, 240V, -25-90°C, M12 socket 4-pin, IP67, PBT

VK003024



Cable socket, Straight, Suitable for self-assembly, Screw connection, Ø3-6.5mm, 4A, 240V, -25-90°C, M12 Female (socket) 4pin, IP67, PBT

You can find further accessories on our homepage



Installation

Mounting / installation may only be carried out by a qualified electrician!



Disposal

WEEE number according to § 6 para. 3 ElektroG: 40951076

Safety warnings

/ Before initial operation, please make sure to follow all safety instructions that may be provided in the product information.

/ Never use these devices in applications where the safety of a person depends on their functionality.