


## SS906084

### Flow sensors • Sensors for water

sensor flow, Water, Calorimetric, G1/2 inch, Anschluss an Verstärker, Cable 2m  
Polytetrafluorethylene (PTFE), V4A, Pressure resistance 100bar

including Sealing ring



The function of the flow sensor is based on the calorimetric principle. The probe is heated up from the inside a few degrees Celsius in relation to the flow medium, in which it protrudes. When the medium flows, the heat generated in the probe is dissipated through the medium. The temperature within the sensor is measured and compared with the likewise measured medium temperature. From the obtained temperature difference the flow state of each medium can be derived. These sensors are applied in areas such as monitoring of cooling systems, ventilation systems, pump dry running by checking the presence of liquid or gas flows.

#### Electrical features

Response/decay time	13000 ms
Type of electrical connection	Cable
Turn-off delay	0 - 25 ms
Readiness delay	15 ms
Max. line length	100 m
Temperature setting	20 - 100 °C
Measurement principle	calorimetric
Connection to amplifier	Yes

#### Mechanical features

Type of process connection	G1/2 inch
Design	Cylinder, screw-thread
Pressure resistance	100 bar
Thread length	31 mm
Cable length	2 m
Medium temperature	10 - 120 °C
Measuring range of flow velocity with water	0,01 - 1,5 m/s
Measuring range of flow velocity with oil	0,03 - 3 m/s
Degree of protection (IP)	IP67
Housing material	Stainless steel 1.4571
Material of cable sheath	Plastic (PTFE)
Sensing element material	Stainless steel 1.4571
Measuring range flow velocity	,01 - 1,5 m/s
Ambient temperature	-20 - 80 °C

**Other features**

Reference medium / object	Water
ardTE00_Anwendungen	Hydraulik-Anwendungen

**Classification**

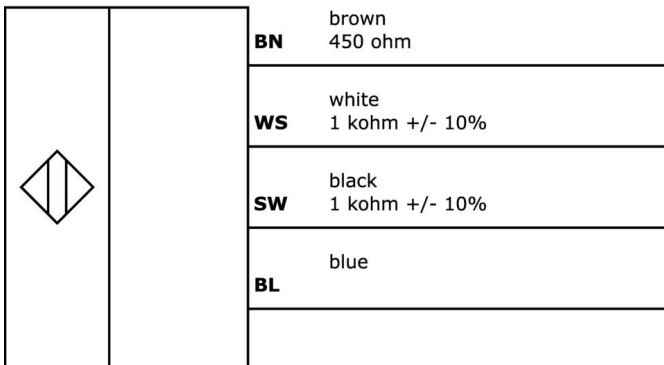
ETIM 8	EC002580 Flow monitoring device
--------	---------------------------------

**More**

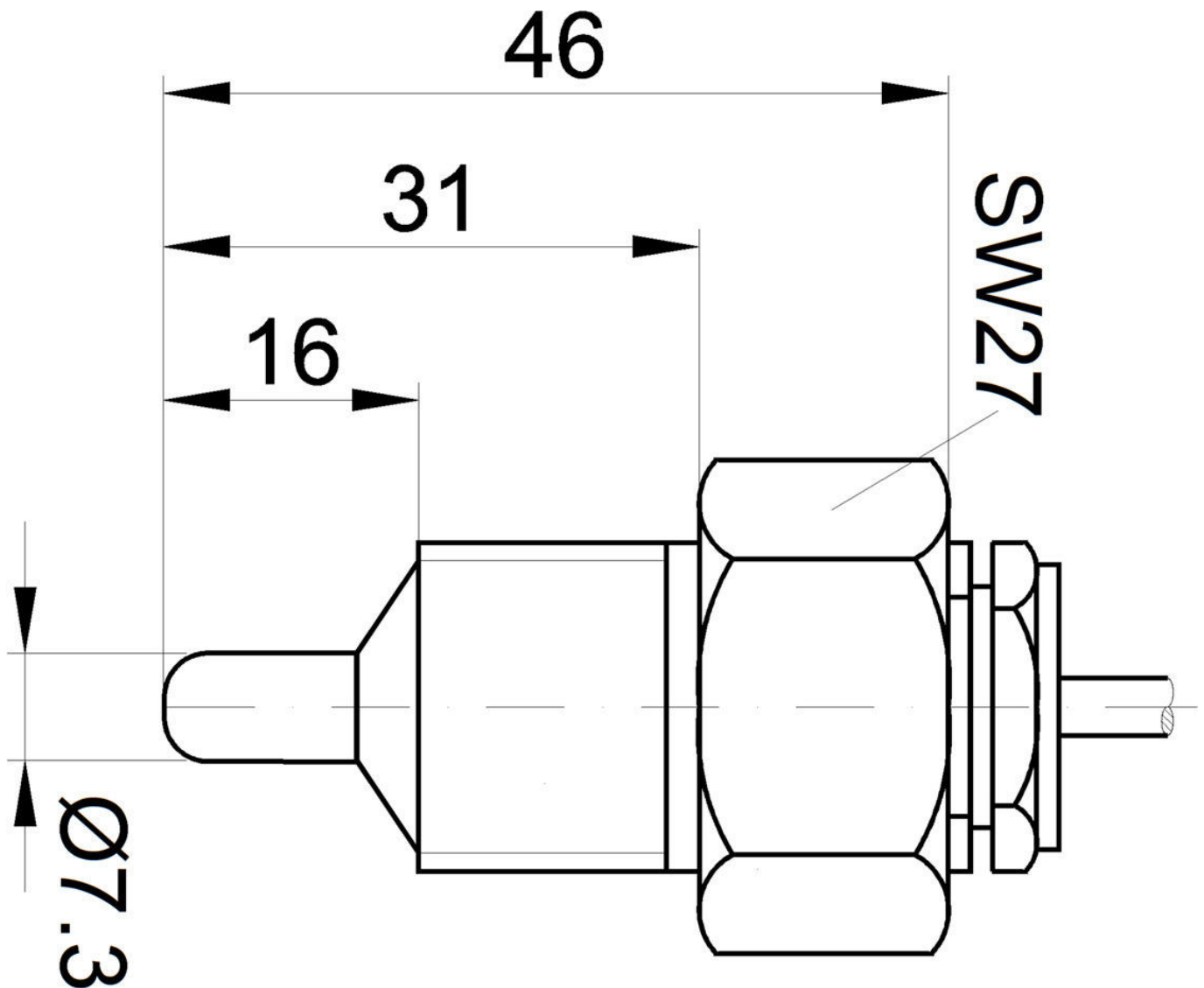
IPF Product Group	300 flow sensors
packaging dimensions	149 x 124 x 28 mm
gross weight	200 g
Customs tariff number	90261021
WEEE number	40951076
Reach-compliant	Yes
RoHS-compliant	Yes

**Connection**

**Connection to amplifier**



**Dimensional drawing**



**Extract accessories program**

**AY000141**



Plastic sheath, Ø17mm, Inner diameter 10mm, -40-250°C, Glass fiber with silicone rubber, Short-term resistance to weld spatter 1200°C, Tensile strength 400N, Flexible, Flame retardant, yard good

**SV550800**



amplifier flow, 110x75x55mm, 24V DC, Change-over contact (NO/NC), Clamp, IP20, Plastic, With LED display

**SV554800**



amplifier flow, 110x75x55mm, Change-over contact (NO/NC), Clamp, IP20, Plastic, With LED display

**AS000002**



accessories flow, T-piece, Red cast iron

You can find further accessories on our homepage

**Installation**

Mounting / installation may only be carried out by a qualified electrician!

**Disposal**

WEEE number according to § 6 para. 3  
ElektroG: 40951076

**Safety warnings**

- / Before initial operation, please make sure to follow all safety instructions that may be provided in the product information.
- / Never use these devices in applications where the safety of a person depends on their functionality.