

PERFECT SOLUTION FOR HARSH ENVIRONMENT

Machine lights not only need to provide an optimum view and be durable, it must also be possible to integrate them in a wide range of applications in such a way that they do not interfere with or impede the work processes at machines and systems. Requirements that can be met by the equally compact and rugged LED lights from ipf electronic.

A metalworking company would like to illuminate the tool area of a punching machine. The solution should offer the machine operator optimum visibility when he sets up the punch tool on new material. Furthermore, there must be sufficient light available during a tool change and for monitoring the run-ning production process.

The illumination must not, however, interfere with the operating range of the punch and thereby im-pede the operator in any way, e.g., during a tool change.

ROBUST AND COMPACT LIGHT CALLED FOR

In addition, a very robust solution is needed that can withstand the high vibrations and shocks pro-duced by the machine. The lighting must also have a certain degree of impermeability since a light oil mist forms in the work room of the punch caused by the thin film of oil on the metal bands.

Because there is not much space available for the installation of such a solution, ipf electronic rec-ommended the compact, cuboid machine light **AO000430**.

OPTIMUM VIEW FOR EVERY TASK

The light in the aluminum housing has an extremely space-saving design (just 143mm long, 37mm wide and 32mm high), is very robust due to the front screen made of hard glass and the degree of protection IP67 and is also resistant to vibrations. To ensure good visibility in the work room without affecting the tasks of the machine operator in the work area, a total of two **AO000430** were mounted on the side of the machine. They now supply op-timum light during setup, during a tool change and during the running production process with their six high-performance LEDs.




Fig. 1+2: The compact LED lights were mounted on the side of the machine to avoid interfering in the work area of the machine operator.




Fig. 2




Fig. 3: The six high-performance LEDs in each of the machine lights deliver optimum light during set-up, during tool changes and during the running production process.