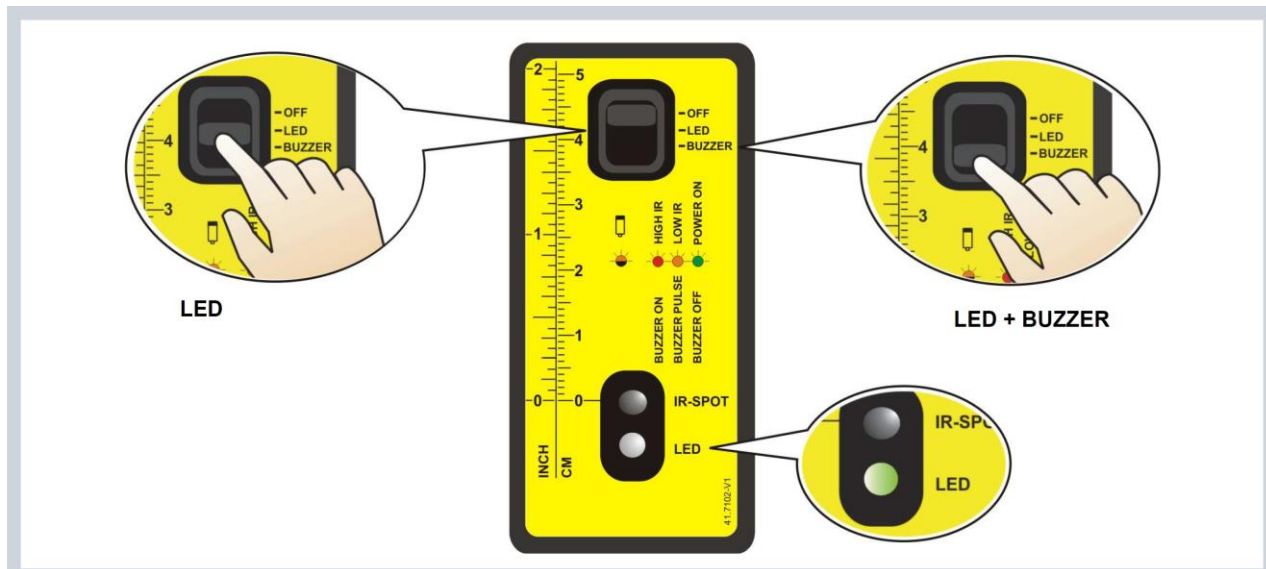


AO000293

Optical sensors – light receiver

Switch on and off



When switching ON, the GREEN LED lights up.

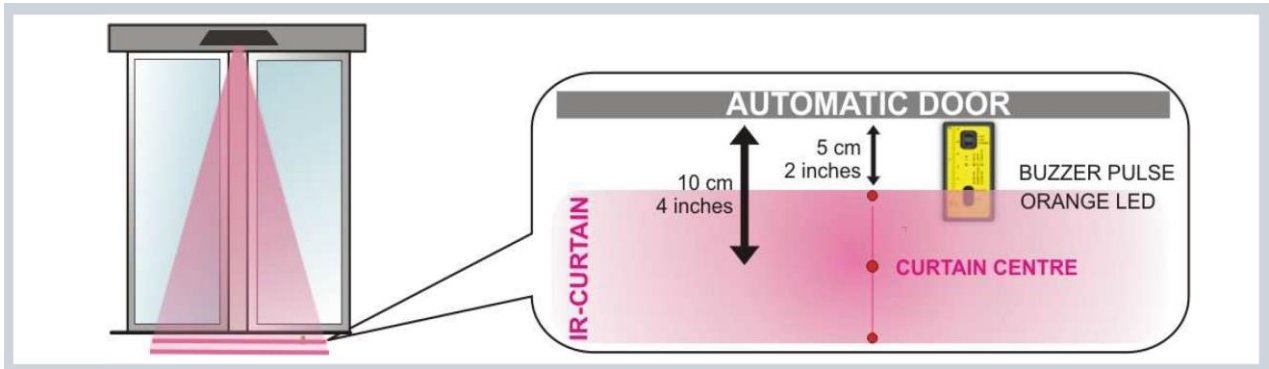
You can choose between two positions: LED-signal only or both LED-signal and BUZZER tone.

Note that the SPOTFINDER deactivates itself after 45 seconds without detection of IR-light. To reactivate, switch OFF and ON again.

LED and Buzzer


	LED	BUZZER	
1	GREEN-VERT-GRÜN VERDE-GROEN	OFF	NO IR
2	ORANGE-ARANCIONE-ÁMBAR	PULSE	LOW IR
3	RED-ROUGE-ROT ROSSO-ROJO-ROOD	ON	HIGH IR
	ORANGE-ARANCIONE-ÁMBAR		LOW BATTERIES

Example for OT570900 on sliding door



To position the safety curtains correctly, put the SPOTFINDER flat on the floor and against the door as shown above. Adjust the safety curtains until the ORANGE LED lights up and/or until the BUZZER beeps.

Replacing batteries



Tips



Avoid long exposure to bright sunlight and/or moisture!

Keep the photosensitive element and LED clean!

Remove batteries before long-time storage to prevent leaking!