

OT05E244

optical sensors
energetic diffuse reflection sensors (intensity differentiation)




- / stainless steel housing**
- / high degree of protection IP67**
- / status LED for switching output and functional reserve**
- / connection via PUR-cable**

subminiature devices
infrared light

TECHNICAL DATA

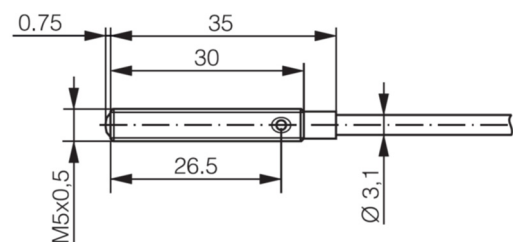
sensing range max.	35mm (object with 90% reflectivity)
operating range	0 ... 30mm (object with 90% reflectivity)
transmitting element	LED, IR light
wave length	880nm
operating voltage U_b	10 ... 30V DC
residual ripple	≤ 10%
power consumption (w/o load)	≤ 12mA
output signal	pnp, no
output current (max. load)	≤ 100mA
voltage drop (max. load)	≤ 2V DC
sampling frequency	≤ 1kHz
status LED (functional reserve)	LED green
status LED (switching state)	LED yellow
short-circuit protection	+
reverse polarity protection	+
housing material	stainless steel 1.4301
optics material	PBT / PMMA
degree of protection (EN 60529)	IP 67
dimensions	M5 x 0.5
length (thread / complete)	30mm / 35.75mm
operating temperature	-20 ... +65°C
connection	2m PUR-cable
mounting accessories	AY000115

connection



colors: BN (brown), BU (blue), BK (black)
functions: BN = L+, BU = L-, BK = PNP NO

dimensional drawing



Installation and environment

Two nuts are included to attach the device.

The maximum tightening torque of 1Nm must not be exceeded!

Coverings on the optics impair the function. Please install the device in such a way that dust cannot be deposited or liquids can get on the optics. The device should be accessible for cleaning.

From time to time, the optics should be cleaned with a soft cloth moistened with soapy water.

Cable

The connecting cable between sensor and M8-connector should be laid as fixed as possible or strain-relieved.

Adjustment

Mount the device by taking into account the sensing range, so that the object is reliably detected. In case of reliable detection, the LED lights up green.

If the LED lights up yellow, the device is in an insecure area. The cause may be an object that is too far away or even soiling.

There should be no other objects than the one to be detected within the detection area or its border.

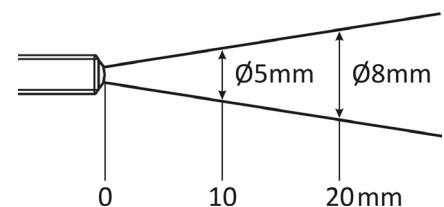
Note

The devices respond to the intensity of the light that is reflected of any object. The nominal switching distances are based on white paper with an area of 100 x 100mm. The possible detection ranges for less reflective materials can be found in the table "sensing range". The switching distance increases with more reflective materials (e.g. polished aluminum).

Sensing range

Target (Reflectivity)	Operating range	Sensing range max.
White (90%)	0 ... 30mm	0 ... 35mm
Gray (18%)	0.2 ... 11mm	0.2 ... 13mm
Black (6%)	0.3 ... 6mm	0.2 ... 7mm

Light spot size



SAFETY WARNINGS:

Before initial operation, please make sure to follow all safety instructions that may be provided in the product information!

Never use these articles in applications where the safety of a person depends on their functionality.