

OTR49170

optical sensors
diffuse reflection sensors

- / stainless steel sleeve**
- / high degree of protection IP67**
- / LED display for status and functional reserve**
- / connection with M8-pigtail**

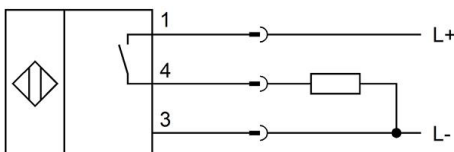


subminiature devices
visible red light

TECHNICAL DATA

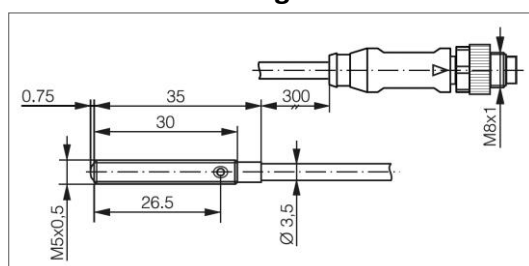
sensing range max.	60mm (object with 90% reflectivity)
operating range	0 ... 50mm (object with 90% reflectivity)
transmitting element	LED, red light
wave length	630nm
operating voltage U_B	10 ... 30V DC
residual ripple	≤ 10%
power consumption (no load)	≤ 12mA
output signal	pnp, no
output current (max. load)	≤ 100mA
voltage drop (max. load)	≤ 2V DC
Sampling frequency	≤ 1kHz
indicator LED, green	excess gain
indicator LED, yellow	sensing state
short circuit protection	+
reverse polarity protection	+
housing material	stainless steel V2A
optics material	PBT / PMMA
degree of protection (EN 60529)	IP 67
design	∅ 4mm
length	35.75mm
operating temperature	-20 ... +65°C
connection	300mm PUR-Cable / M8-Connector, 3-pin
connection accessories	e.g. VK200075
mounting accessories (clip)	AY000044

connection



Colors: 1 = BN (brown), 3 = BU (blue), 4 = BK (black)
Functions: 1 = L+, 3 = L-, 4 = PNP NO

dimensional drawing



Installation and environment

To attach the device only use a mounting clip, for example AY000044.
 Coverings on the optics impair the function. Please install the device in such a way that dust cannot be deposited or liquids can get on the optics. The device should be accessible for cleaning.
 From time to time, the optics should be cleaned with a soft cloth moistened with soapy water.

Cable

The connecting cable between sensor and M8-connector should be laid as fixed as possible or strain-relieved.

Adjustment

Mount the device by taking into account the sensing range, so that the object is reliably detected. In case of reliable detection, the LED lights up green.

If the LED lights up yellow, the device is in an insecure area. The cause may be an object that is too far away or even soiling.

There should be no other objects than the one to be detected within the detection area or its border.

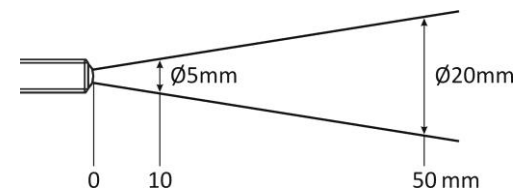
Note

The devices respond to the intensity of the light that is reflected of any object. The nominal switching distances are based on white paper with an area of 100 x 100mm. The possible detection ranges for less reflective materials can be found in the table "sensing range". The switching distance increases with more reflective materials (e.g. polished aluminum).

Sensing range

target (reflectivity)	operating range	sensing range max.
white (90%)	0 ... 50mm	0 ... 60mm
grey (18%)	0.2 ... 28mm	0.2 ... 30mm
black (6%)	0.5 ... 13mm	0.5 ... 13mm

Light spot size



SAFETY WARNINGS:

Before initial operation, please make sure to follow all safety instructions that may be provided in the product information!

Never use these articles in applications where the safety of a person depends on their functionality.