

SL450824

- / monitoring device for air and gases
- / integrated electronics
- / LED balancing indicator
- / stainless steel coated measuring system
- / robust PA housing
- / screw thread G ½
- / pressure resistance up to 30bar
- / M12-connector



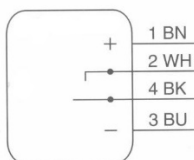
Flow sensor for air and gases
Pressure resistance up to 30 bar



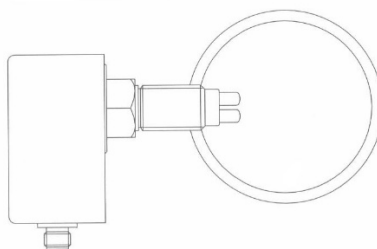
TECHNICAL DATA

operating voltage	24V DC ± 20%
current consumption	current consumption 80mA
switching output	relay output, no
detection range	air / gases 0.5 to 30m/s
standby time	10 ... 90s
reaction time	2 ... 30s
degree of protection	IP67 (DIN 40050)
ambient temperature	-20 ... +70°C
temperature range of medium	-20 ... +80°C
temperature gradient	20°C / min.
pressure resistance	30 bar
material sensor	V4A
material housing	PA

Connection



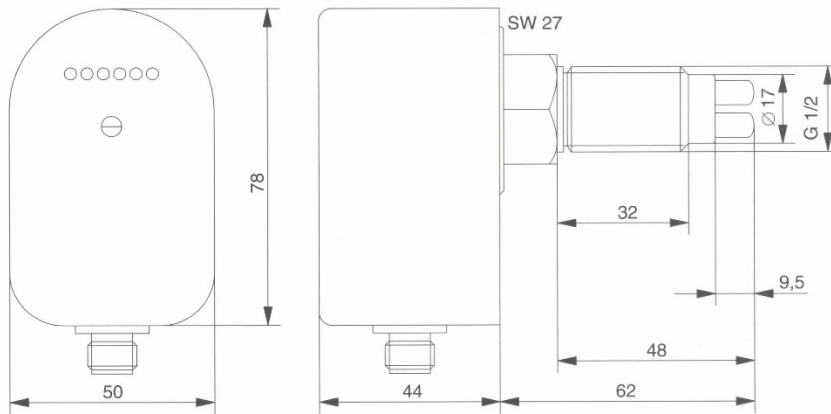
Mounting



Mounting instructions:

When installing the sensor in the flow channel, make sure that the two measuring pins are completely immersed in the flow. The maximum immersion depth is limited to half the channel diameter.

Dimensional drawing



Status LEDs:

red set flow value falls below, relay dropped
 yellow set flow value reached, relay energized
 yellow and green set flow value exceeded, the number of lighting green LEDs is a measure of the flow reserve

Adjustment

The adjustment of the switching point is done with the potentiometer in the front of the device. Remove the protective screw. Always carry out the adjustment only when the flow velocity and the medium temperature are stable. The flow velocity to be monitored must be within the detection range of the flow switch.

Abgleich für... Setting...	...Strömungsausfall ...at flow stop	...Strömungs- unterschreitung ...for flow below threshold	...Strömungs- überschreitung ...for flow higher than threshold
Durchfluss vorgeben Preset flow rate			
Bereitschaftszeit abwarten Wait for stand-by time			
Schaltpunkt einstellen Adjust set-point			
Durchfluss ändern Change flow rate			
Reaktion der Anzeige und des Schaltaus- gangs Reaction on display and digital output			

SAFETY WARNING:

Before initial operation, please make sure to follow all safety instructions that may be provided in the product information!

Never use these devices in applications where the safety of a person depends on their functionality.