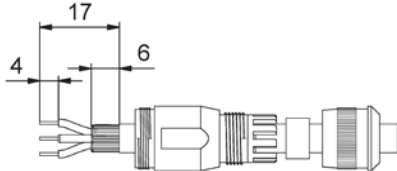


Instruction manual VK003275 / VK003279

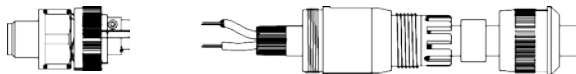
1. Slide clamping nut, cable seal and housing onto the cable

2. Strip cable and remove insulation from the wires

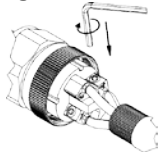


3. Shorten the shielding and wrap with copper foil

4. Insert strands successively into the openings/holes up to the stop (single strands must not stick out!)

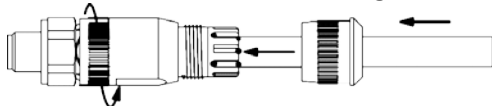


5. Tighten the screw M2 with Allen key SW 0.9. Recommended torque: 0.1Nm



6. Screw housing by means of clamping nut

7. Slide cable seal into the housing



8. Screw clamping nut

