



design 72 x 120 x 30mm

sensor tester output voltage 18V DC

- ✓ for all 2-wire and 3-wire sensors with a current consumption of up to 40mA max.
- ✓ output voltage 18V DC
- ✓ connection of NPN and PNP devices
- ✓ LED status display for all essential functions



**sensor test and adjustment
without voltage supply**

DC
=

PNP
NPN

description

A green LED indicates that the proximity switch has been connected correctly. When an object is detected, the sensor tester emits both an optical and an acoustic acknowledging message. A red LED "Battery" warns that the battery voltage is insufficient. Then the batteries must be replaced.

A "NPN" LED lights up for sensors that make the negative pole become conductive.

A "PNP" LED lights up for sensors that make the positive pole become conductive. For any sensor with an LED status display that is connected after the output stage – e.g. in the cable

socket – a current will flow in the not-switched state of the sensor.

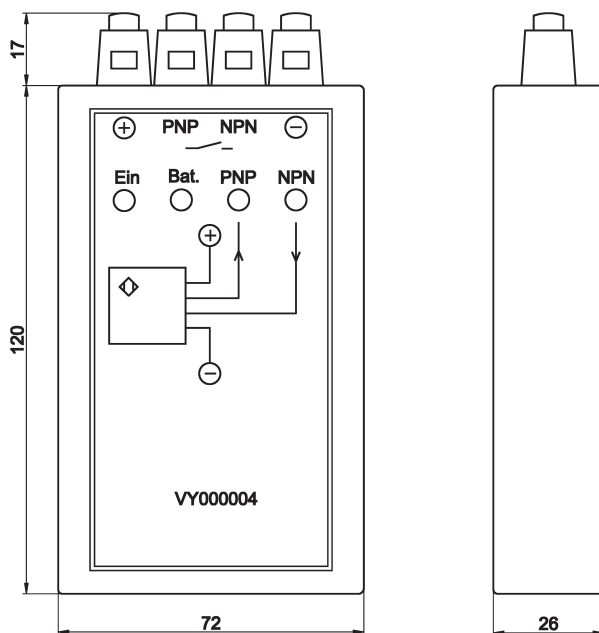
This current is the reason why the "PNP" LED lights up for NPN-sensors and the "NPN" LED lights up for PNP-sensors.

The sensor type is characterized by the LED in the switched state.

application

- ▶ testing and adjusting of sensors

article-no.	VY000004
output voltage	18V DC
output current (I nominal)	40mA



TECHNICAL DATA

output voltage	18V DC
output current (I nominal)	40mA
display (operation)	1 x green LED
display (alarm)	1 x red LED
display (signal)	PNP / NPN, each 1 x yellow
design	72x120x26mm
housing material	plastic
operating temperature	0 ... +50°C
system of protection (EN 60529)	IP 20
connection	terminals

Warning: Never use these devices in applications where the safety of a person depends on their functionality.